

POCKER SAHIB MEMORIAL ORPHANAGE COLLEGE TIRURANGADI

Affiliated to University of Calicut
Accredited by NAAC with A Grade (CGPA 3.02)



IQAC FEED BACK ON CURRICULUM FOR THE YEAR 2016-'17

**POCKER SAHIB MEMORIAL ORPHANAGE COLLEGE TIRURANGADI,
MALAPPURAM (Dist.)
KERALA – Pin-676306
Phone: 0494-2460335, 2460635
Email: mail@psmocollege.ac.in
www.psmocollege.ac.in**



PREFACE

Pocker Sahib Memorial Orphanage College was established in July, 1968 as an aided junior college, affiliated to the University of Kerala under the management of the Tirurangadi Muslim orphanage committee (Reed). Consequent upon the University re-organization, the college came under the University of Calicut in the same year. It was upgraded as a first grade college in 1972 and a Post Graduate College in 1980. Three of the Departments have been recognized as Research Centres. It has emerged as one of the premier institutions of higher learning under Calicut University in terms of infrastructure, programmes, staff and student strength. At present, ten Under Graduate programmes and seven post graduate programmes are offered at the college catering to the higher educational needs of around 1600 students. The college has completed 49th year of its academic journey. Throughout this journey the college have been vigilant in providing quality education to the students. It enables them to develop all of their attributes and skills to achieve their potential as human beings and members of society. Through scientific application of educational psychology, effective class room management, proper evaluation techniques, inculcation of research aptitude and overall by a systematic educational administration this goal can be achieved to a great extent.

Since its inception in 1968, PSMO College Tirurangadi, has continually strived to provide quality education to the socially and educationally backward people of Malappuram and nearby districts of Kerala State. The IQAC (Internal Quality Assurance Cell) of this college plays a key role in ensuring the standards of education provided in this institution. All the members of the faculty, non-teaching staff, management representatives, PTA members and all those associated with college join hands in offering a well-rounded experience in education.

I hereby acknowledge the Coordinator and other members of IQAC for their laborious effort in the preparation of this report. I also express my sincere gratitude to the members of the staff and management for their help and contribution.


Dr. Azeez K

Principal

Dr. AZEEZ. K
Principal
P.S.M.O. COLLEGE
TIRURANGADI-676 306



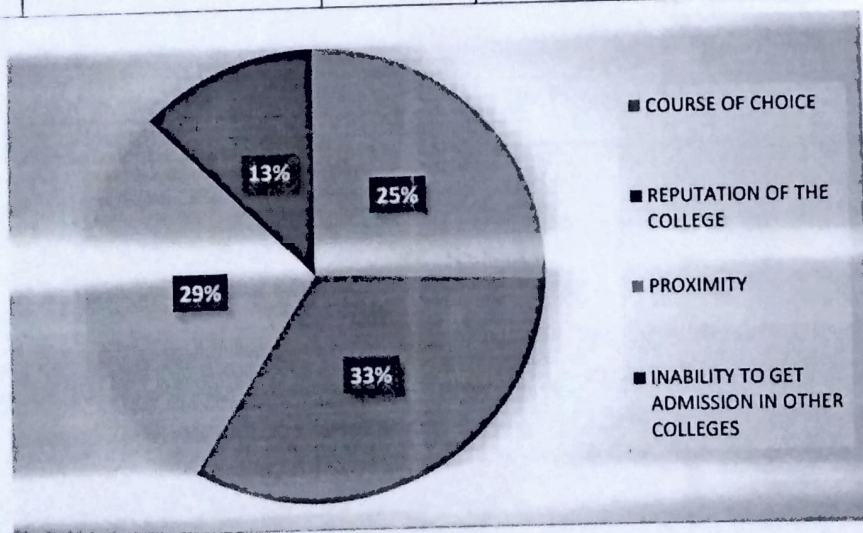
Feedback Analysis

Our institution maintains a powerful online feedback mechanism. Feedbacks of the performance of the teachers and that of the programme and campus facilities are usually carried out at the end of each semester. The responses in the feedbacks are analysed by the IQAC and suggestions are made for further improvement. Feed back on the performances of teachers will be communicated to them online. They were asked to prepare and keep their consolidated feed back grade sheet in each semester in their personal profile and modify the teaching procedure so as to improve the weak points. The analysis of feedback on campus and programme as a Student Satisfaction Survey (SSS) is given below where the responses are presented in percentage. Besides the student satisfaction survey Feed back on curriculum are taken the following stake holders

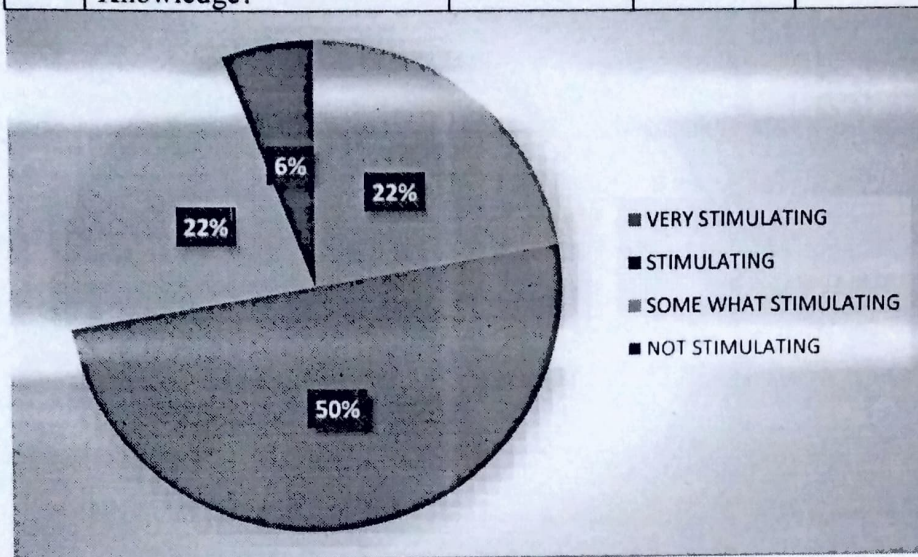
- i) Students
- ii) Faculty members
- iii) Employers
- iv) Alumni

SSS Analysis 2016-'17

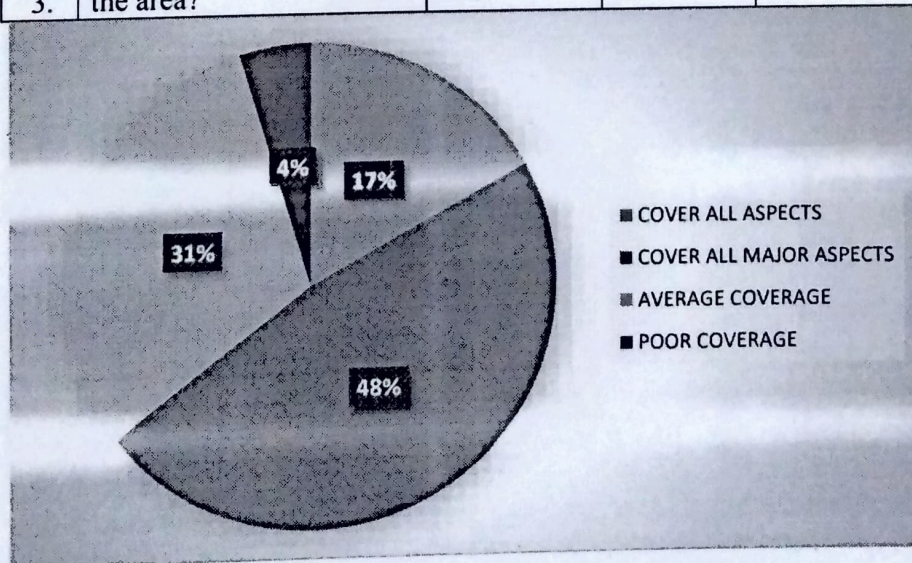
1.		Course of Choice	Reputation of the College	proximity	Inability to get admission in other Colleges
	Why do you select the College?	24.6	32.8	29.2	13.4



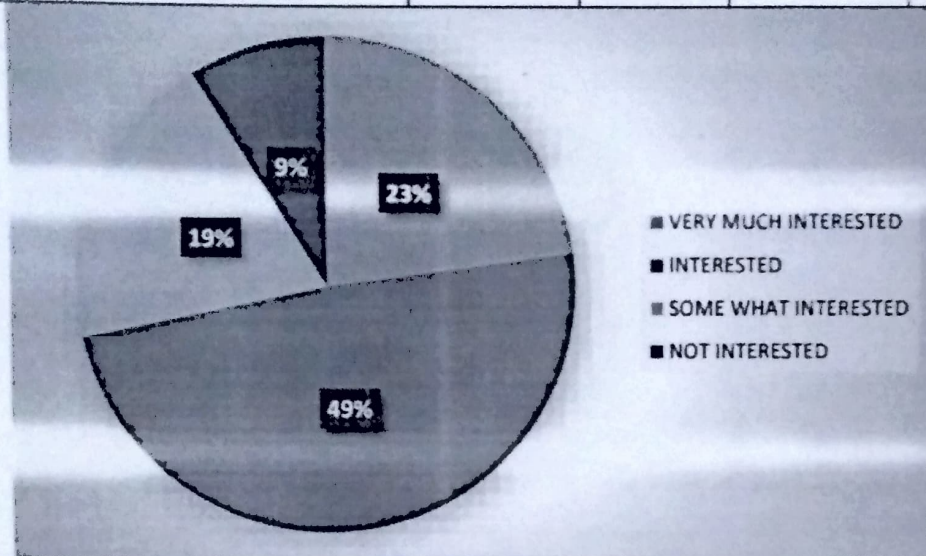
2.	Is the course stimulating to search for further Knowledge?	Very stimulating	Stimulating	Somewhat stimulating	Not stimulating
		22.3	50.0	21.7	6.0



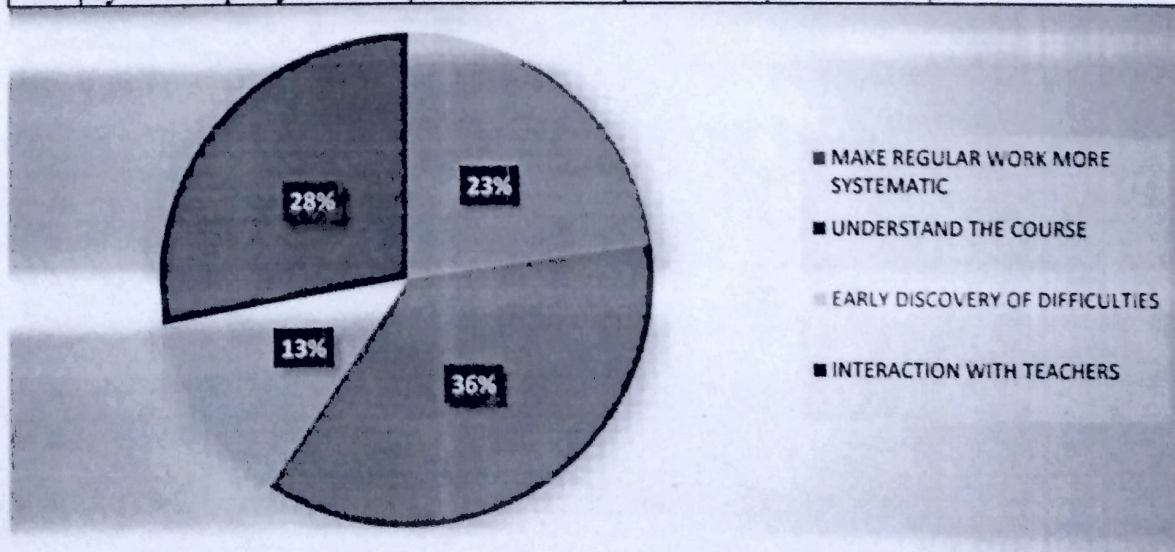
3.	Does the course cover all the aspects to be studied in the area?	Cover all aspects	Cover all major aspects	Average coverage	Poor coverage
		16.9	47.7	30.7	4.7



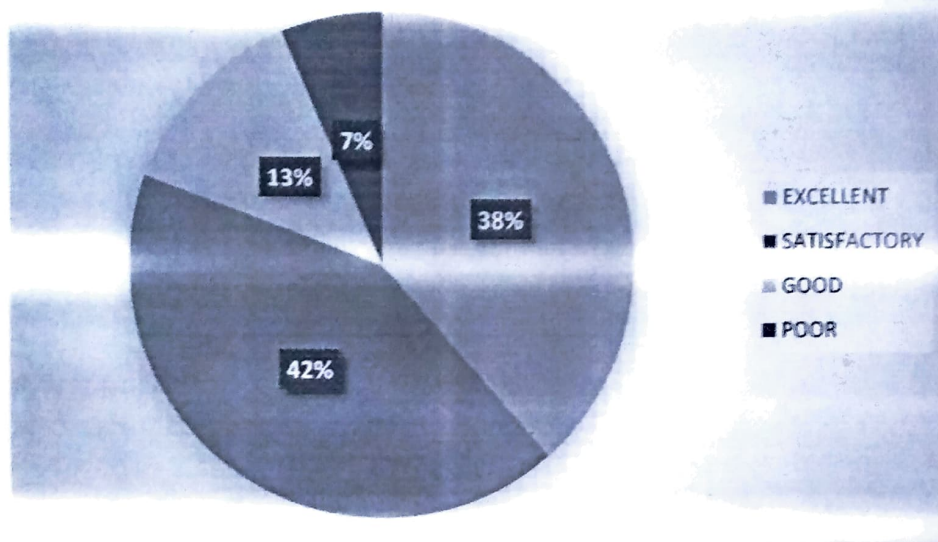
	Will you be interested in undertaking further studies in the area	Very much interested	Interested	Somewhat interested	Not interested
4.		22.8	48.8	19.5	8.9



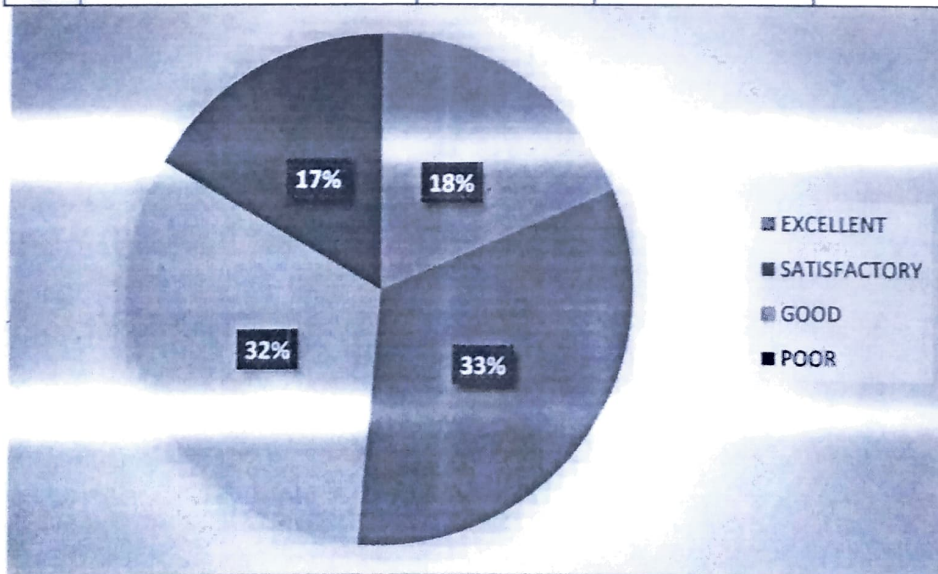
	The internal assessment system helped you to	Make regular work more systematic	Understand the course	Early discovery of difficulties	Interaction with teachers
5.		22.8	36.6	12.8	27.8



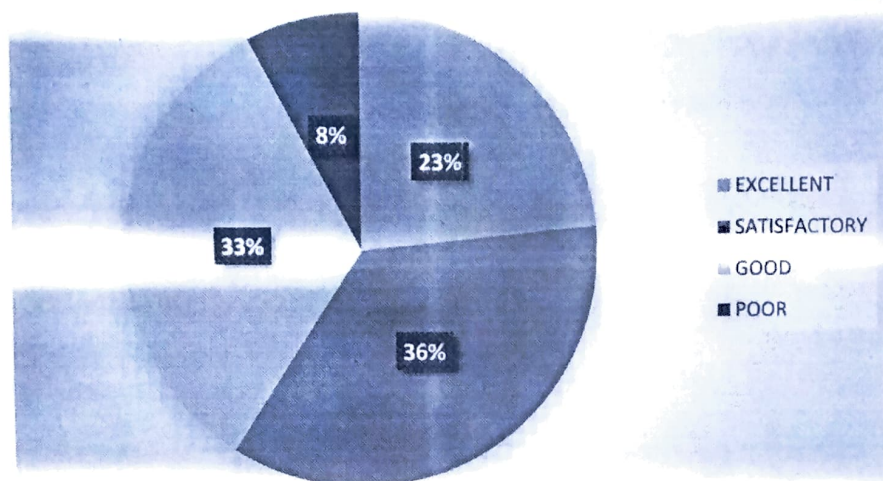
7.	How do you rate the college library?	excellent	satisfactor y	good	poor
		36.8	33.5	22.3	7.4



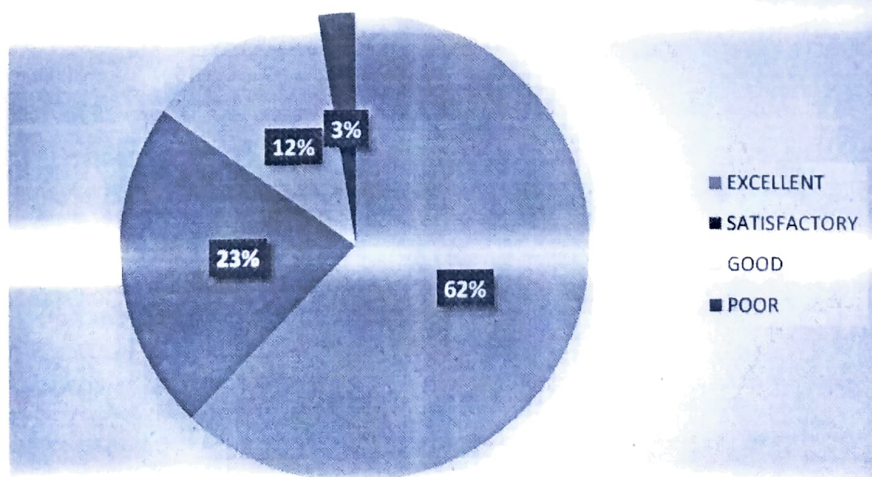
8.	How do you find the college administrative office?	excellent	satisfactor y	good	poor
		18.6	32.7	32.1	16.6



	How do you rate the sanitation facilities provided in the campus?	excellent	satisfactory	good	poor
9.		23.4	35.7	33.1	7.8



	How do you rate the student-teacher relationship of the institution?	excellent	satisfactory	Good	poor
10.		62.2	22.7	12.5	2.6



Dr. AZEEZ. K
Principal
P.S.M.O. COLLEGE
TIRURANGADI-676 306

TQAC Coordinator
Nissamuddeen Kunnath
Lieutenant, NCC/07110247
Associate NCC Officer
PSMO College Tirurangadi
Tirurangadi P.O., Malappuram Dt.

Feed Back on Curriculum

1. Feed Back on Curriculum by Students

Following table give the percentage response of the participants of the survey to the specific questions in the survey:

Sl. No.	Question	Strongly Agree / Excellent (%)	Agree / Good (%)	Neutral / Fair (%)	Disagree / Average (%)	Strongly Disagree / Poor (%)	Point in five point scale
1	The curriculum is designed so as to enhance your employability:	17.1	61.7	17.5	2.6	1.1	3.911
2	The courses studied by me have enhanced my knowledge as well as my skills and my capabilities	24.5	59.2	13.4	2.7	0.2	4.051
3	How will you rate the depth of syllabus taught to you?	20	59	11.2	9.4	0.4	3.888
4	How do you rate the sequence of units in the syllabus ?	16.8	56	16.1	10.1	1	3.775
5	Rate the size of syllabus in terms of load on the student ?	10.8	46.7	22	17	3.6	3.444
6	How do you rate the objectives stated and relevance to the course content ?	17.4	56.4	14.9	8.2	1.1	3.748
7	What is your opinion about library holdings for the syllabus of your course ?	43.3	40.5	7.8	7.1	1.3	4.174
8	The syllabus taught to you meet the national / international standard and the teachers persuade you to conduct you higher	26	55.3	16.1	1.8	0.8	4.039

	studies in prestigious institutions						
9	Interest generated by teacher regarding syllabus is ?	35.8	50.8	10.5	2	0.9	4.186
10	The entire syllabus is completed in time	8.9	32.5	31.2	22.1	5.3	3.176
11	The teachers provide the students opportunities to learn and grow	34	53.5	11.1	1.1	0.3	4.198
12	The teachers give regular and timely feedback on the performance of the students	16.2	51.9	25.3	5.9	0.7	3.77
13	Modern teaching aids, power point presentations, web-resources, multi-media, e-content etc. are used by most of the teachers while teaching	37.6	51.7	8.7	1.7	0.3	4.246
14	The internal evaluation system as it exists regarding syllabus is adequate and is conducted fair and unbiased	17.6	55.6	20.8	4.5	0.5	3.823
15	The teachers take efforts to inculcate soft skills in the students	22.4	52.6	20.3	4.2	0.4	3.921
16	The teachers encourage the students to participate in extra-curricular, co-curricular activities and research projects.	36.2	46.8	13.2	2.7	1.1	4.143
17	The teachers encourage the students to use reference books, e-resources, e-journals etc.	43.7	45.7	9.1	1.3	0.2	4.314
18	The teachers usually do the necessary follow-up with a task assigned to their mentee	16.5	62.2	19	1.9	0.4	3.925
19	The teachers take active interest in	15.2	30.9	29.8	18.2	5.9	3.313

arranging field visits, study tours etc. for enhancing learning.							
Total Average score of feedback by students on curriculum in five point scale =							3.612

2. Feed Back on Curriculum by faculty members

Feedback on curriculum and other aspects of the college are taken at the end of each academic year from the faculty members and an analysis of the same are conducted by the IQAC. The feedback will be discussed in the stake holders meeting and necessary amendment in policies are often taken. Following gives the feedback analysis taken from the faculty members with tabulated values containing percentage response of participants:

Sl. No.	Question	Strongly Agree / Excellent (%)	Agree / Good (%)	Neutral / Fair (%)	Disagree / Average (%)	Strongly Disagree / Poor (%)	Point in five point scale
1	The curriculum is designed so as to enhance employability of the students	26.7	29.5	34.3	3.8	5.7	3.677
2	The curriculum is as per the need of students.	26.6	44.6	18.1	2.9	5.7	3.772
3	The contents of the course have been presented from simple to complex form	34.3	42.9	13.33	4.8	4.8	3.9749
4	The curriculum provides opportunity for the conducting research and project related activities.	32.4	36.2	15.2	9.5	6.7	3.781
5	The contents of the course are in conformity with the learning outcomes	31.4	43.6	17.1	1.9	5.7	3.922
6	The curriculum is balanced with regard	22.9	36.2	21.9	13.3	5.7	3.573

	to the theoretical and practical knowledge						
7	Pedagogy proposed in the curriculum matches the contents	25.7	47.6	20	1	5.7	3.866
8	The contents of the curriculum are in tune with the UGC NET / CSIR examinations.	34.3	24.8	22.9	11.4	6.7	3.689
9	The curriculum has the potential in developing the habit of self learning among the students	20	40	24.7	10.5	4.8	3.599
10	The curriculum development procedure needs improvement	11.5	45.7	19	18.1	5.7	3.392
11	The learning outcomes of the curriculum are of global standard	11.4	33.3	39	11.4	4.8	3.348
12	The opinion of the faculty members are taken in to account during curriculum revision	21	24.8	37.1	3.8	13.3	3.364
13	Evaluation of the course is appropriate to distinguish the students.	7.6	26.7	52.4	6.7	6.7	3.221
14	The presence of student representative in the curriculum has no value.	14.4	19.2	38.5	10.6	17.3	3.028
Total Average score of feedback by teachers on curriculum in five point scale =							3.3525

3. Feed Back on Curriculum by Alumni

Feedback on curriculum and other aspects of the college are taken at the end of each academic year from the Alumni and an analysis of the same are conducted by the IQAC. The feedback will be discussed in the stake holders meeting and necessary amendment in policies are often taken. Recommendations regarding the modification in curriculum are made regularly to the affiliating university through academic council members, senate members etc. Following gives the feedback analysis taken from the Alumni during 2016-'17, with tabulated values containing percentage response of participants:

Sl. No	Question	Excellent (%)	Good (%)	Fair (%)	Average (%)	Poor (%)	Point in five point scale
1	How would you rate the curriculum prescribed for your degree during your term in the college?	40	27.8	20	5.6	6.7	3.891
2	How would you rate the quality of education imparted in the college?	46.9	28.9	10	4.4	7.8	3.967
3	How would you rate the course content delivery ?	45.7	27.2	16.3	4.3	6.5	4.013
4	How would you rate the course curriculum for fulfilling your expectations?	43	20.4	19.4	8.6	8.6	3.806
5	How do you rate the academic initiatives taken by the college to bridge the gap between industry & academia	25.8	33.3	18.3	10.8	11.8	3.505
6	How would you rate any new skills learnt in the due course of your study (Other than syllabus)	30.1	22.6	23.7	12.9	10.8	3.486
7	How do you rate the relevance of your degree to your present job?	46.2	16.1	21.5	8.6	7.5	3.846
8	How would you rate the following	43	22.6	18.3	9.7	6.5	3.862

	academic initiatives taken by the college to improve your competence as student? Innovative Teaching-Learning methodologies, Seminars, Workshops, Projects, Study Tours, etc						
9	How do you rate development activities organized by the college for your overall development?	36.6	21.5	23.7	5.4	12.9	3.638
10	How would you rate the motivation created by the syllabus to pursue post graduation / research in the particular topic?	37.6	23.7	22.6	5.4	10.8	3.722
Total Average score of feedback by Alumni on curriculum in five point scale =							3.8065

4. Feed Back on Curriculum by Employers

No higher education institution can neglect the demand of the employer in view of the knowledge level and the learning outcome the students assimilate during their study. This is why now a days concerns of the employers are taken in to consideration while framing the curriculum for new courses. To cater to this demand the IQAC take feedback on curriculum from employers at the end of each academic year and an analysis of the same are conducted by the IQAC. Recommendations regarding the modification in curriculum are made regularly to the affiliating university through academic council members, senate members etc, on the basis of these feedback. Following gives the feedback analysis taken from employers during 2016-'17, with tabulated values containing percentage response of participants:

Sl No.	Question	Excellent (%)	Good (%)	Fair (%)	Average (%)	Poor (%)	Point in five point scale
1	How do you rate relevance of the courses in relation to the program?	37.8	25.2	9.8	8.3	18.9	3.547
2	How do you rate the sufficiency of the courses related to industry that are included in the program?	44.7	26.3	3.2	7.1	18.7	3.712

3	How do you rate the competencies/outcomes in relation to the course content?	43.5	24.6	8	7	16.9	3.708
4	How do you rate the relevance of the topics to the Industry?	40.8	17.8	8.3	11.3	21.8	3.445
5	Rate the offering of the course in relation to the specialization streams?	23.6	30.7	9.7	13.5	22.5	3.194
6	How do you rate the applicability of the domains and the tools used for designing the experiments in terms of existing practices in the Industry?	27.9	20	16.9	15.6	19.6	3.21
7	How do you rate the experiments in terms of their relevance to the real life application?	44	13.5	12.6	11.3	18.6	3.53
8	How do you rate the experiments in terms of their relevance to the real life application?	40.8	20	5.3	12.4	21.5	3.462
9	Rate the language skill and communication skill of our students working with you	34.4	18.9	15.9	8.1	22.7	3.342
10	Rate the Information and Communication Technology (ICT) skill of our students working with you	35.4	21.1	13.7	8.1	21.7	3.404
Total Average score of feedback by employers on curriculum in five point scale =							3.4755

Saleena M.
SALEENA M.
 Head, PG & Research
 Department of History
 P.S.M.O. College, Tirur
 Malappuram Dt-676 000

Nissamuddeen Kunnath
IGAC Co-ordinator

Dr. AZEEZ. K
Dr. AZEEZ. K
 Principal
 P.S.M.O. COLLEGE
 TIRURANGADI-676 000

Nissamuddeen Kunnath
 Lieutenant, NCC/07110247
 Associate NCC Officer
 PSMO College Tirurangadi
 Tirurangadi P.O., Malappuram Dt.

