

POCKER SAHIB MEMORIAL ORPHANAGE COLLEGE TIRURANGADI

Affiliated to University of Calicut
Accredited by NAAC with A Grade (CGPA 3.02)



IQAC FEED BACK ON CURRICULUM FOR THE YEAR 2019 – '20

POCKER SAHIB MEMORIAL ORPHANAGE COLLEGE TIRURANGADI,

MALAPPURAM (Dist.)

KERALA – Pin-676306

Phone: 0494-2460335, 2460635

Email: mail@psmocollege.ac.in

www.psmocollege.ac.in




PREFACE

Pocker Sahib Memorial Orphanage College was established in July, 1968 as an aided junior college, affiliated to the University of Kerala under the management of the Tirurangadi Muslim orphanage committee (Regd.). Consequent upon the University re-organization, the college came under the University of Calicut in the same year. It was upgraded as a first grade college in 1972 and a Post Graduate College in 1980. Three of the Departments have been recognized as Research Centres. It has emerged as one of the premier institutions of higher learning under Calicut University in terms of infrastructure, programmes, staff and student strength. At present, ten Under Graduate programmes and seven post graduate programmes are offered at the college catering to the higher educational needs of around 1600 students. The college has completed 52nd year of its academic journey. Throughout this journey the college have been vigilant in providing quality education to the students. It enables them to develop all of their attributes and skills to achieve their potential as human beings and members of society. Through scientific application of educational psychology, effective class room management, proper evaluation techniques, inculcation of research aptitude and overall by a systematic educational administration this goal can be achieved to a great extent.

Since its inception in 1968, PSMO College Tirurangadi, has continually strived to provide quality education to the socially and educationally backward people of Malappuram and nearby districts of Kerala State. The IQAC (Internal Quality Assurance Cell) of this college plays a key role in ensuring the standards of education provided in this institution. All the members of the faculty, non-teaching staff, management representatives, PTA members and all those associated with college join hands in offering a well-rounded experience in education.

I hereby acknowledge the Coordinator and other members of IQAC for their laborious effort in the preparation of this report. I also express my sincere gratitude to the members of the staff and management for their help and contribution.


Dr. Azeez K

Principal

Principal
P.S.M.O. COLLEGE
TIRURANGADI-676 306



Feedback Analysis


Our institution maintains a powerful online feedback mechanism. Feedbacks of the performance of the teachers and that of the programme and campus facilities are usually carried out at the end of each semester. The responses in the feedbacks are analysed by the IQAC and suggestions are made for further improvement. Feedback on the performances of teachers will be communicated to them online. They were asked to prepare and keep their consolidated feedback grade sheet in each semester in their personal profile and modify the teaching procedure so as to improve the weak points. The analysis of feedback on campus and programme as a Student Satisfaction Survey (SSS) is given below where the responses are presented in percentage. Besides the student satisfaction survey Feedback on curriculum are taken the following stake holders


- i) Students
- ii) Faculty members
- iii) Employers
- iv) Alumni

SSS Analysis 2019-'20

Sl No.	Question	Response (Percentage)					Point in four point scale
		Score 4	Score 3	Score 2	Score 1	Score 0	
1	How much of the syllabus was covered in the class?	34.9	36.9	18.8	8.9	0.5	2.968
2	How well did the teachers prepare for the classes?	35.9	61.1	2.2	0.8	0	3.321
3	How well were the teachers able to communicate?	55.4	34.9	8.5	1	0.2	3.443
4	The teacher's approach to teaching can best be described as	30.2	48.4	20	1.4	0	3.074
5	Fairness of the internal evaluation process by the teachers	43.5	50.4	5.8	0.3	0	3.371
6	Was your performance in assignments discussed with you?	25.8	40.5	27.2	4.8	1.7	2.839
7	The institute takes active interest in promoting internship, student exchange, field visit opportunities for students.	22.4	50.2	22.2	4.2	1	2.888
8	The teaching and mentoring process in your institution facilitates you in cognitive, social and emotional growth	22.4	50.2	22.2	4.2	1	2.888

9	The institution provides multiple opportunities to learn and grow	40.1	50.2	9.6	0.1	0	3.303
10	Teachers inform you about your expected competencies, course outcomes and programme outcomes.	42.7	42.1	11.7	3	0.5	3.235
11	Your mentor does a necessary follow-up with an assigned task to you.	36.9	46.9	13.1	2.8	0.3	3.173
12	The teachers illustrate the concepts through examples and applications.	50.3	39.3	9.2	1	0.2	3.385
13	The teachers identify your strengths and encourage you with providing right level of challenges	26.6	45	19.2	6.3	2.9	2.861
14	Teachers are able to identify your weaknesses and help you to overcome them	27.2	38.1	20.5	11	3.2	2.751
15	The institution makes effort to engage students in the monitoring, review and continuous quality improvement of the teaching learning process.	29.4	52.6	16.1	1.2	0.7	3.088
16	The institute/ teachers use student centric methods, such as experiential learning, participative learning and problem solving methodologies for enhancing learning experiences.	33.3	50.4	12.9	3.4	0	3.136
17	Teachers encourage you to participate in extracurricular activities.	35.9	43.5	15.3	3.6	1.7	3.083
18	Efforts are made by the institute/ teachers to inculcate soft skills, life skills and employability skills to make you ready for the world of work.	34.7	47.2	12.9	3.6	1.6	3.098
19	What percentage of teachers use ICT tools such as LCD projector, Multimedia, etc. while teaching.	25	39.7	22.6	7.7	5	2.72
20	The overall quality of teaching-learning process in your institute is very good.	38.1	51.6	8.5	1.2	0.6	3.254
Total Average score of Student Satisfaction Survey in four point scale =							3.111


Dr. AZEEZ. K
Principal
P.S.M.O. COLLEGE
TIRURANGADI-676 306


IQAC Coordinator
Nissamuddeen Kunnath
 Lieutenant, NCC/07110247
 Associate NCC Officer
 PSMO College Tirurangadi
 Tirurangadi P.O. Alappuram Dt.

Feed Back on Curriculum

1. Feed Back on Curriculum by Students

Following table give the percentage response of the participants of the survey to the specific questions in the survey:

Sl No.	Question	Strongly Agree / Excellent (%)	Agree / Good (%)	Neutral / Fair (%)	Disagree / Average (%)	Strongly Disagree / Poor (%)	Point in five point scale
1	The curriculum is designed so as to enhance your employability:	29.4	55.5	12.2	2.6	0.3	4.111
2	The courses studied by me have enhanced my knowledge as well as my skills and my capabilities	27.3	58.2	11.2	2.8	0.5	4.09
3	How will you rate the depth of syllabus taught to you?	28.2	56.2	11.2	3.4	1	4.072
4	How do you rate the sequence of units in the syllabus?	24.3	55.3	17.2	2.8	0.4	4.003
5	Rate the size of syllabus in terms of load on the student?	33.2	35.6	20.5	10.3	0.4	3.909
6	How do you rate the objectives stated and relevance to the course content?	39.6	42.2	11.3	5.1	1.8	4.127
7	What is your opinion about library holdings for the syllabus of your course?	45.2	39.6	13.2	1.8	0.2	4.278
8	The syllabus taught to you meet the national / international standard and the teachers persuade you to conduct you higher studies in prestigious institutions	32.1	50.2	14.1	1.7	1.9	4.089
9	Interest generated by Teacher regarding syllabus is?	40.2	44.1	12.1	2	1.6	4.193
10	The entire syllabus is completed in time	37.3	33.5	18.3	10.2	0.7	3.965
11	The teachers provide the students opportunities to learn and grow	38.6	42.1	16.3	2.5	0.5	4.158

12	The teachers give regular and timely feedback on the performance of the students	37.6	47.8	10.2	3.2	1.2	4.174
13	Modern teaching aids, power point presentations, web-resources, multi-media, e-content etc. are used by most of the teachers while teaching	38.9	50.4	8.7	1.7	0.3	4.259
14	The internal evaluation system as it exists regarding syllabus is adequate and is conducted fair and unbiased	40.2	36.5	16.5	4.5	2.3	4.078
15	The teachers take efforts to inculcate soft skills in the students	33.3	51.6	10.2	4.2	0.7	4.126
16	The teachers encourage the students to participate in extra-curricular, co-curricular activities and research projects	37.9	46.8	10.1	3.1	2.1	4.153
17	The teachers encourage the students to use reference books, e-resources, e-journals etc.	45.1	42.3	9.1	1.3	2.2	4.268
18	The teachers usually do the necessary follow-up with a task assigned to their mentee	45.1	34.2	13.2	1.9	5.6	4.113
19	The teachers take active interest in arranging field visits, study tours etc. for enhancing learning.	47.3	33.2	15.2	3.2	1.1	4.224
Total Average score of feedback by students on curriculum in five point scale =							4.1675

2. Feed Back on Curriculum by faculty members

Feedback on curriculum and other aspects of the college are taken at the end of each academic year from the faculty members and an analysis of the same are conducted by the IQAC. The feedback will be discussed in the stake holders meeting and necessary amendment in policies are often taken. Following gives the feedback analysis taken from the faculty members with tabulated values containing percentage response of participants:

Sl. No.	Question	Strongly Agree / Excellent (%)	Agree / Good (%)	Neutral / Fair (%)	Disagree / Average (%)	Strongly Disagree / Poor (%)	Point in five point scale
1	The curriculum is designed so as to enhance employability of the students	41.2	32.1	21.2	3.8	1.7	4.073

2	The curriculum is as per the need of students.	39.7	33.2	22.1	2.9	2.1	4.055
3	The contents of the course have been presented from simple to complex form	35.8	43.1	13.1	4.8	3.2	4.035
4	The curriculum provides opportunity for the conducting research and project related activities.	41.2	38.7	12.1	7.4	0.6	4.125
5	The contents of the course are in conformity with the learning outcomes	37.2	41.2	17.1	1.9	2.6	4.085
6	The curriculum is balanced with regard to the theoretical and practical knowledge	39.7	33.7	19.8	5.2	1.6	4.047
7	Pedagogy proposed in the curriculum matches the contents	39.3	47.6	9.7	2.2	1.2	4.216
8	The contents of the curriculum are in tune with the UGC NET / CSIR examinations.	39.3	37.9	11.2	9.7	1.9	4.03
9	The curriculum has the potential in developing the habit of self-learning among the students	43.3	45.1	8.1	3.3	0.2	4.28
10	The curriculum development procedure needs improvement	32.3	45.7	11.3	7.6	3.1	3.965
11	The learning outcomes of the curriculum are of global standard	41.2	38.7	12.3	7.1	0.7	4.126
12	The opinion of the faculty members are taken in to account during curriculum revision	44.6	38.3	12.3	3.8	1	4.217
13	Evaluation of the course is appropriate to distinguish the students.	43.4	33.2	15.3	7.7	0.4	4.115
14	The presence of student representative in the curriculum has no value.	43.7	37.3	12.8	4.6	1.6	4.169
Total Average score of feedback by teachers on curriculum in five point scale =							4.121

3. Feed Back on Curriculum by Alumni

Feedback on curriculum and other aspects of the college are taken at the end of each academic year from the Alumni and an analysis of the same are conducted by the IQAC. The feedback will be discussed in the stake

holders meeting and necessary amendment in policies are often taken. Recommendations regarding the modification in curriculum are made regularly to the affiliating university through academic council members, senate members etc. Following gives the feedback analysis taken from the Alumni during 2019-'20, with tabulated values containing percentage response of participants:

Sl. No.	Question	Excellent (%)	Good (%)	Fair (%)	Average (%)	Poor (%)	Point in five point scale
1	How would you rate the curriculum prescribed for your degree during your term in the college?	48.7	35.2	12.3	3.1	0.7	4.281
2	How would you rate the quality of education imparted in the college?	47.9	34.2	8.4	7.2	2.3	4.182
3	How would you rate the course content delivery?	48.2	33.4	11.3	4.1	3	4.197
4	How would you rate the course curriculum for fulfilling your expectations?	48.7	35.2	9.7	3.7	2.7	4.235
5	How do you rate the academic initiatives taken by the college to bridge the gap between industry & academia	44.6	37.2	11.4	2.5	4.3	4.153
6	How would you rate any new skills learnt in the due course of your study (Other than syllabus)	49.7	35.2	8.4	4.3	2.4	4.255
7	How do you rate the relevance of your degree to your present job?	51.6	35.2	10.4	2.2	0.6	4.35
8	How would you rate the following academic initiatives taken by the college to improve your competence as student? Innovative Teaching-Learning methodologies, Seminars, Workshops, Projects, Study Tours, etc	51.2	38.2	5.4	3.1	2.1	4.333
9	How do you rate development activities organized by the college for your overall development?	52.6	33.7	8.2	3.2	2.3	4.311
10	How would you rate the motivation created by the syllabus to pursue post-graduation / research in the particular topic?	51.2	39.1	6.2	3.3	0.2	4.378
Total Average score of feedback by Alumni on curriculum in five point scale =							4.3295

4. Feed Back on Curriculum by Employers

No higher education institution can neglect the demand of the employer in view of the knowledge level and the learning outcome the students assimilate during their study. This is why now a days concerns of the employers are taken in to consideration while framing the curriculum for new courses. To cater to this demand the IQAC take feedback on curriculum from employers at the end of each academic year and an analysis of the same are conducted by the IQAC. Recommendations regarding the modification in curriculum are made regularly to the affiliating university through academic council members, senate members etc, on the basis of these feedback.

Following gives the feedback analysis taken from employers during 2019-'20, with tabulated values containing percentage response of participants:

Sl. No.	Question	Excellent (%)	Good (%)	Fair (%)	Average (%)	Poor (%)	Point in five point scale
1	How do you rate relevance of the courses in relation to the program?	36.2	36.7	5.2	5.8	16.1	3.711
2	How do you rate the sufficiency of the courses related to industry that are included in the program?	35.4	36.2	6.2	5.1	17.1	3.677
3	How do you rate the competencies/outcomes in relation to the course content?	41.1	35.5	7.2	5.3	10.9	3.906
4	How do you rate the relevance of the topics to the Industry?	43.2	33.8	8.1	7.4	7.5	3.978
5	Rate the offering of the course in relation to the specialization streams?	38.4	39.6	8.7	10.1	3.2	3.999
6	How do you rate the applicability of the domains and the tools used for designing the experiments in terms of existing practices in the Industry?	33.3	38.3	8.3	9.3	10.8	3.74
7	How do you rate the experiments in terms of their relevance to the real life application?	38.1	33.3	9.1	12.2	7.3	3.827
8	How do you rate the experiments in terms of their relevance to the real life application?	41.2	38.2	8.6	11.4	0.6	4.08
9	Rate the language skill and communication skill of our students working with you	37.5	37.5	9	8.2	7.8	3.887
10	Rate the Information and Communication Technology (ICT) skill of our students working with you	38.6	39.3	9.7	8.6	3.8	4.003
Total Average score of feedback by employers on curriculum in five point scale =							3.857

Dr. AZEEZ. K
Principal
P.S.M.O. COLLEGE
TIRURANGADI-676 306

SALEENA M.
Head, PG & Research
Department of History
P.S.M.O. College, Tirurangadi
Malappuram Dt-676 306

6-11-21
NCC Coordinator
Nissamuddeen Kunnath
Lieutenant, NCC/07110247
Associate NCC Officer
PSMO College Tirurangadi
Tirurangadi P.O., Malappuram Dt.